

Research Article

Sublethal effects of Dayabon® on biological parameters of two-spotted spider mite, *Tetranychus urticae* (Koch) (Acari: Tetranychidae)

Mohammadreza Havasi¹, Katayoon Kheradmand^{2*} and Elham Riahi³

1. Department of Plant Protection, Faculty of Agriculture, University of Tehran, Karaj, Iran.

2. Department of Entomology and Plant Pathology, Aburaihan Campus, University of Tehran, Pakdasht, Iran.

3. Department of Plant Protection, Faculty of Agriculture, University of Shahrekord, Shahrekord, Iran.

Abstract: The two-spotted spider mite, *Tetranychus urticae* Koch (Acari: Tetranychidae) is one of the most important pest species, with an extended range of host plants in the world. Use of chemical acaricides is one of the principle ways of controlling this pest. Considering the resistance to acaricides, as well as undesirable effects of chemical compounds, finding a suitable alternative way to control this pest is necessary. In this study sublethal effects of Dayabon®, a herbal extract, were investigated on some biological parameter of *T. urticae* at 2.140 g/l (LC₅), 2.682 g/l (LC₁₀) and 3.526 g/l (LC₂₀). The estimated LC₅₀ for *T. urticae* adult was 5.950 g/l. When adults were treated with LC₁₀ and LC₂₀ of Dayabon, the oviposition period was significantly reduced compared to LC₅. The highest and the lowest fecundity (number of eggs laid per female) were 56.02 offspring/individual in control and 39.11 offspring/individual at LC₂₀ respectively. In addition the net reproductive rate (R_0) was decreased as concentration increased. Whereas, intrinsic rate of increase (r) and finite rate of increase (λ) were not affected by Dayabon. Considering the detrimental effects of Dayabon on some biological parameters of *T. urticae*, it can be concluded that this product can be used to develop targeted interventions aimed at integrated management of *T. urticae*.

Keywords: life table, *Tetranychus urticae*, sublethal effects, Dayabon, biological parameter

Introduction

Tetranychus urticae Koch (Acari: Tetranychidae) is famous as an extremely polyphagous and economically important pest in most parts of the world (Devine *et al.*, 2001; Zhang, 2003). It feeds on most organs of plants, such as parenchyma tissue of leaves, flower and fruits resulting in a significant yield loss in many horticultural,

ornamental, and agronomic crops worldwide. Appearance of White or yellow spots due to Chlorophyll synthesis inhibition on the leaf surface of plants, production of silken webs, reduction in plant productivity, fine stippling, leaf drop are some of the signs and symptoms caused by this moth and thereby reducing yield and death of plants are the contributory factors behind feeding and sucking of these mites on plant cells (Park and Lee, 2002; Mondal and Ara, 2006; Kulkarni *et al.*, 2008).

Spider mites, more specifically *T. urticae*, develop resistance against acaricide, owing to high fecundity, fast development and arrhenotokous reproduction (Van Leeuwen *et*

Handling Editor: Azam Mikani

*Corresponding authors, e-mail: kkheradmand@ut.ac.ir

Received: 29 April 2019, Accepted: 29 December 2019

Published online: 12 January 2020

al., 2010). Considering the different types of environmental and toxicological problems due to pesticides and their ineffectiveness against the population of *T. urticae* (Zhang, 2003; Yorulmaz and Ay, 2009; Motazedian *et al.*, 2011); more attention should be paid towards exploitation of alternative IPM strategies.

In order to minimize the harmful effects of chemicals on non-target organisms such as natural enemies; plant-based insecticides are considered as a safe alternative (El-Zemity *et al.*, 2009; Pavela and Vrchotová, 2013). During the last decade, much more information has become available on toxicity of a range of essential oils, as well as plant extracts on two-spotted spider mite (Kumral *et al.*, 2010; Kheradman *et al.*, 2015; Ribeiro *et al.*, 2016).

Dayabon®, a new plant-based insecticide which has been formulated based on castor essential oil is selective, biodegradable, and has little effect on non-target organisms and the environment. Although it was designed for haustellate pests, especially two-spotted spider mite and whiteflies, its satisfactory effects have been reported on other pests, such as *Xanthogaleruca luteolla* (Muller) (Vahabi Mashhur *et al.*, 2016a,b), *Aphis fabae* Scop., *Aphis nerii* Boyer (Amini, 2018), *Myzus persicae* (Sulzer) and its biological control agent, *Aphidius matricariae* (Haliday) (Rezaei and Moharramipour, 2019), *Brevicoryne brassicae* (L.) (Rezaei *et al.*, 2014); and important ectoparasitoid wasp of lepidopteran pests, *Habrobracon hebetor* Say (Asadi *et al.*, 2019). The fact remains that in order to prevent the revitalisation of pest resistance development, application of other strategies are necessary in integrated pest management (IPM).

Given the fact that there is no evidence of toxicity on non-targets, as well as the effects of this new acaricide on *T. urticae*, therefore the objective of this study was to evaluate and validate the sublethal effects of Dayabon on demographic parameters of *T. urticae* as an effective and low-risk product for control of

two-spotted spider mite that is also eco-friendly.

Materials and Methods

Host plant

Bean seeds (*Phaseolus vulgaris* L. var Khomein) were grown in plastic pots (15cm diameter) at a rate of 4-5 seeds per pot under controlled greenhouse condition at 25 ± 5 °C, $60 \pm 10\%$ R. H. and a photoperiod of 16: 8 (L: D) h.

Mite culture

The initial population of *T. urticae* was obtained from an infested greenhouse in Pakdasht region (south eastern part of Tehran, Iran; 35.4669° N, 51.6861° E). Infested leaves with *T. urticae* were transferred to bean plants and left to reproduce under the laboratory conditions (temperature of 25 ± 2 °C, $60 \pm 5\%$ RH and a photoperiod of 16:8 (L: D) h). Fresh bean plants were provided to the colony from time to time when it was necessary.

Chemical tested

Dayabon (SL10%) which is the castor oil based botanical pesticide was obtained from Daya Nanotechnologists Company, Tehran, Iran.

Bioassays

To assess the effects of Dayabon on life table parameters of *T. urticae*, a modified leaf dip method was used (Helle and Overmeer, 1985). The six concentrations that resulted in 10–90% mortality were identified. Leaf discs were dipped into one of six Dayabon solution for 15 seconds. The control leaf discs were submerged into distilled water. After drying the leaf discs in room chamber for 2 h, twenty same aged adults (from both sexes) were transferred on leaf discs (3 cm diameter). Each leaf disc then located on a sponge in a Petri dish (6 cm diameter). All Petri dishes were maintained in an incubator at 25 ± 2 °C, $60 \pm 5\%$ RH and a photoperiod of 16:8 (L: D) h. Adult's mortality was evaluated after 24 h. Mites were considered as dead if after touching with a small fine brush, they could not crawl and were non-functional. Abbott's formula (Abbott,

1925) was used for correction of mortality data and the LC_5 , LC_{10} and LC_{20} values and their 95% fiducially limits, as well as slope \pm SE were calculated from probit analysis. To calculate the LC_5 , LC_{10} and LC_{20} values selected for the subsequent experiments, the regression equation was used. In this study, four replicates were used for each concentration.

Effect of sublethal concentrations on biological parameters

In order to assess the sublethal effects of Dayabon on biological parameters of *T. urticae*, 70 adult mites were transferred to fresh bean leaf discs, each of which was placed on a sponge in a Petri dish. The leaf discs with mites were treated with either distilled water, or the LC_5 (2.140 g/l), LC_{10} (2.682 g/l), or LC_{20} (3.526 g/l) of Dayabon for 15 s, respectively. After 24 h, each surviving female was separately transferred to a new leaf disc. Females, as well as all laid eggs except one egg were removed after 24 h. The Petri dishes were maintained in an incubator. The duration of each stage, developmental time and survival were observed and recorded daily. To calculate adult longevity and fecundity, as soon as adult emergence, females were paired with males. All Petri dishes were checked daily and all information was recorded until the death of all individuals. Leaf disks were replaced with new ones every 48 h.

Statistical Analysis

The age-stage, two-sex life table theory (Chi and Liu, 1985; Chi, 1988) was used for data analysing using a user-friendly computer program, TWSEX-MS Chart (Chi, 2016). All population growth parameters including net and gross reproductive rate (R_0 and GRR , respectively), intrinsic and finite rate of increase (r and λ , respectively), as well as mean generation time (T), their mean and standard error values were calculated using the Bootstrap method with 100,000 bootstraps. Means of development, fecundity, longevities, as well as reproductive periods were compared with the Tukey-Kramer procedure using SPSS. Mean comparison for population growth parameters

was performed with paired bootstrap test (100,000 \times), using TWSEX-MS Chart.

Results

Concentration-response bioassay

The estimated LC_{50} for *T. urticae* was 5.950 g/l. No mortality was recorded for control treatment (Table 1). In addition, the values of LC_5 , LC_{10} , and LC_{20} were 2.140, 2.682 and 3.526 g/l, respectively.

Development time, longevity and total life span

Sublethal effects of experimental doses on development time, longevity and total life span for both sexes are given in Table 2. None of egg, larvae, protonymph, as well as deutonymph of male individuals were affected by different doses of Dayabon (egg; $F = 0.155$, $df = 3,58$; $P = 0.923$, larva; $F = 0.135$; $df = 3,58$; $P = 0.946$, protonymph; $F = 0.135$, $df = 3,58$; $P = 0.945$, deutonymph; $F = 0.124$; $df = 3,58$; $P = 0.954$); while except deutonymph, other stages of females were significantly influenced by Dayabon (egg; $F = 1.216$; $df = 3,137$; $P = 0.325$, larva; $F = 0.526$; $df = 3,137$; $P = 0.667$, protonymph; $F = 1.123$; $df = 3,137$; $P = 0.348$, deutonymph; $F = 3.737$; $df = 3,137$; $P = 0.010$). When *T. urticae* individuals were exposed to the LC_{20} of Dayabon, male adult longevity was significantly shortened ($F = 4.634$; $df = 3,58$; $P = 0.005$; Table 2). Furthermore, female adult longevity, as well as female total life span was significantly shortened following treatment with LC_{10} and LC_{20} ($F = 127.654$; $df = 3,137$; $P < 0.0001$; Table 2).

Reproductive parameters

Neither total pre-ovipositional period (TPOP), nor adult pre-ovipositional period (APOP) was affected by Dayabon (TPOP: $F = 0.128$; $df = 3,137$; $P = 0.944$; APOP: $F = 1.335$; $df = 3,137$; $P = 0.268$) (Table 3). As can be seen from Table 3, when adults were treated with LC_{10} and LC_{20} of Dayabon, the oviposition period was significantly reduced compared with other treatments ($F = 360.556$; $df = 3,137$; $P < 0.001$). The highest and the lowest number of eggs laid per female were recorded for control and LC_{20} concentration, respectively (Table 3).

Table 1 Probit analysis for the concentration-mortality response of Dayabon on adult stages of *Tetranychus urticae*.

N ¹	df	P-value	LC ₅ (g/l)	LC ₁₀ (g/l)	LC ₂₀ (g/l)	LC ₅₀ (g/l)	Slope ± SE	Chi-square
480	4	0.88	2.140	2.682	3.526	5.950	5.84 ± 0.61	0.64

¹ 20 individuals per replicate, four replicates per concentration, six concentrations per assay.

Table 2 Mean (± SE) developmental time, adult longevity and total life span of offspring from females of *Tetranychus urticae* treated with sublethal concentrations of Dayabon or distilled water (control).

Parameters	Control	LC ₅	LC ₁₀	LC ₂₀
Male				
Egg (day)	4.20 ± 0.11 ^a	4.19 ± 0.01 ^a	4.21 ± 0.11 ^a	4.29 ± 0.13 ^a
Larva (day)	2.13 ± 0.09 ^a	2.12 ± 0.09 ^a	2.07 ± 0.07 ^a	2.14 ± 0.10 ^a
Protonymph (day)	2.12 ± 0.09 ^a	2.13 ± 0.09 ^a	2.09 ± 0.07 ^a	2.14 ± 0.10 ^a
Deutonymph (day)	2.13 ± 0.09 ^a	2.12 ± 0.09 ^a	2.08 ± 0.07 ^a	2.13 ± 0.10 ^a
Male longevity (day)	10.27 ± 0.15 ^a	10.12 ± 0.2 ^a	9.79 ± 0.15 ^{ab}	9.36 ± 0.23 ^b
Total life span (day)	20.87 ± 0.24 ^a	20.69 ± 0.18 ^a	20.21 ± 0.21 ^a	20.07 ± 0.30 ^a
Female				
Egg (day)	4.21 ± 0.06 ^a	4.17 ± 0.05 ^a	4.22 ± 0.06 ^a	4.33 ± 0.07 ^a
Larva (day)	2.15 ± 0.05 ^a	2.17 ± 0.05 ^a	2.11 ± 0.05 ^a	2.09 ± 0.04 ^a
Protonymph (day)	2.29 ± 0.07 ^a	2.31 ± 0.07 ^a	2.33 ± 0.07 ^a	2.46 ± 0.07 ^a
Deutonymph (day)	2.15 ± 0.05 ^a	2.12 ± 0.05 ^a	2.04 ± 0.03 ^{ab}	1.96 ± 0.04 ^b
Female longevity (day)	12.73 ± 0.09 ^a	12.77 ± 0.07 ^a	10.73 ± 0.07 ^b	9.67 ± 0.08 ^c
Total life span (day)	23.52 ± 0.13 ^a	23.54 ± 0.14 ^a	21.44 ± 0.14 ^b	20.50 ± 0.13 ^c

Means within a row followed by the same letter are not significantly different (Tukey-Kramer's test, $P < 0.05$).

Table 3 Mean (± SE) reproductive periods and total fecundity of females, *Tetranychus urticae*, treated with sublethal concentrations of Dayabon.

Parameter	Control ³	LC ₅	LC ₁₀	LC ₂₀
Oviposition period (day)	10.73 ± 0.09 ^a	10.71 ± 0.07 ^a	8.73 ± 0.07 ^b	7.70 ± 0.08 ^c
APOP (day) ¹	1.01 ± 0.03 ^a	1.02 ± 0.02 ^a	1.00 ± 0.05 ^a	0.98 ± 0.02 ^a
TPOP (day) ²	11.80 ± 0.13 ^a	11.79 ± 0.12 ^a	11.71 ± 0.12 ^a	11.80 ± 0.11 ^a
Total fecundity (offspring/individual)	56.02 ± 0.51 ^a	55.40 ± 0.57 ^a	45.44 ± 0.49 ^b	39.11 ± 0.49 ^c

¹ Adult Pre-oviposition period, ² Total pre-oviposition period. ³ Control: distilled water.

Means within a row followed by the same letter are not significantly different (Tukey-Kramer $P < 0.05$).

Fecundity and survival curves

The age-specific survivorship (l_x) and age-specific fecundity (m_x) of *T. urticae*, are depicted in Fig. 1 and Fig. 2, respectively. The survivorships of the individuals declined in a concentration-dependent manner (Fig. 1). The

total life span for untreated mites was 26 days, while it was 25, 23 and 22 days for the mites treated with LC₅, LC₁₀ and LC₂₀, respectively. The maximum value of m_x was 4.3, 4 and 4.02 eggs/individual for the mites treated with LC₅, LC₁₀ and LC₂₀, respectively which occurred on

the 20th, 16th and 15th days of their life span, respectively. In comparison, the value of m_x was the highest (4.85 eggs/individual) on 21st day of the life span for the mites treated with distilled water (Fig. 2).

The curves of age-stage specific survival rate (s_{xj}) illustrating the probability that an egg of *T. urticae* will survive to age x and develop to stage j , of treated and untreated mites are shown in Fig. 3. Different developmental rates among the individuals gave rise to obvious overlap among the curves of different stages (Fig. 3). The highest survival rate (68%) was allocated to control and LC₅ for females, and to LC₅ for males (22%).

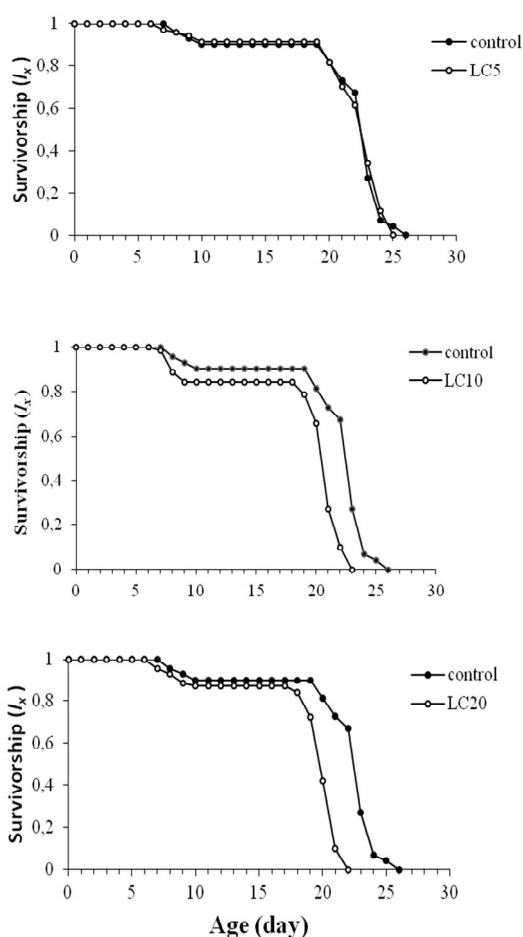


Figure 1 Age-specific survivorship (l_x) of offspring of the treated and untreated mites of *Tetranychus urticae*.

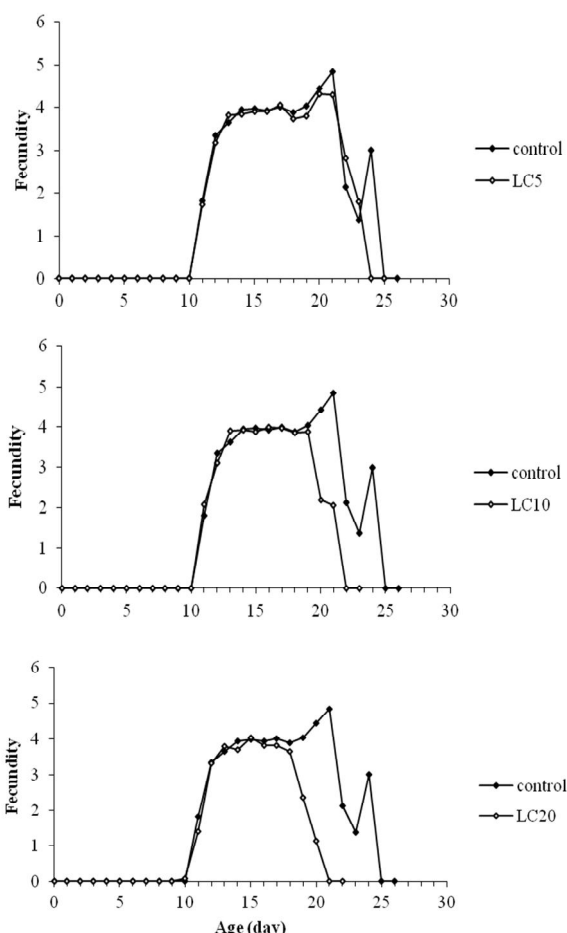


Figure 2 Age-specific fecundity (m_x) of the offspring of the treated and untreated mites of *Tetranychus urticae*.

Life table parameters

Table 4 represents population growth parameters of *T. urticae* after treatment with the Dayabon. It is apparent that the lowest and the highest value of GRR were observed at the highest concentration (LC₂₀) and distilled water, respectively. The R_0 values were declined as concentration of Dayabon increased (Table 4). Whereas, the intrinsic rate of increase (r) and finite rate of increase (λ) were not affected by Dayabon. Mean generation time (T) ranged from 15.6 to 16.58 days for the mites treated with LC₂₀ and control, respectively (Table 4). There was no significant differences among concentrations with regard to doubling time (DT) (Table 4).

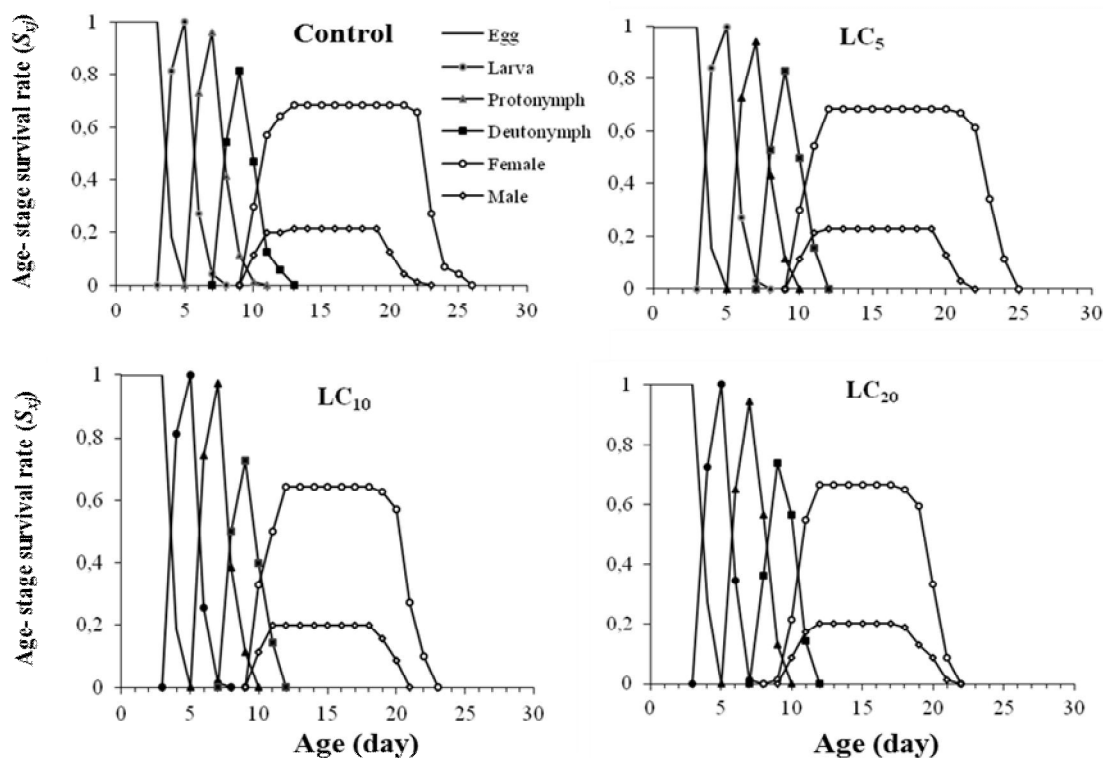


Figure 3 Age-stage specific survival rate (s_{xj}) of offspring of the treated and untreated mites of *Tetranychus urticae*.

Table 4 Mean (\pm SE) of life table parameters of offspring from females of *Tetranychus urticae* treated with sublethal concentrations of Dayabon.

Parameter	Control	LC ₅	LC ₁₀	LC ₂₀
GRR (offspring/individual) ¹	48.28 \pm 2.92 ^a	45.06 \pm 2.63 ^a	36.79 \pm 2.49 ^b	31.10 \pm 2.21 ^c
R_0 (offspring/individual) ²	38.42 \pm 3.14 ^a	37.98 \pm 3.11 ^a	29.20 \pm 2.61 ^b	26.07 \pm 2.23 ^b
r (day ⁻¹) ³	0.2198 \pm 0.005 ^a	0.2194 \pm 0.005 ^a	0.2122 \pm 0.006 ^a	0.2087 \pm 0.005 ^a
λ (day ⁻¹) ⁴	1.245 \pm 0.006 ^a	1.245 \pm 0.006 ^a	1.236 \pm 0.007 ^a	1.232 \pm 0.007 ^a
T (day) ⁵	16.58 \pm 0.12 ^a	16.56 \pm 0.12 ^a	15.87 \pm 0.12 ^b	15.60 \pm 0.11 ^b
DT (day) ⁶	3.13 \pm 0.05 ^a	3.14 \pm 0.05 ^a	3.25 \pm 0.06 ^a	3.30 \pm 0.07 ^a

Means within a row followed by the same letter are not significantly different. The standard errors were estimated using 100,000 bootstraps and compared using paired bootstraps test at 5% significance level. Abbreviations: ¹gross reproductive rate, ²net reproductive rate, ³intrinsic rate of increase, ⁴finite rate of increase, ⁵mean generation time, ⁶doubling time.

Discussion

Botanical pesticides have attended more interest as an alternative for mite control during the last

two decades. There are grounds for supporting the acaricidal activity of essential oils from different plants against phytophagous mites. The lethal effects of pesticides only give an

incomplete measure of their disadvantageous effects; thus, sublethal effects on arthropod physiology and behaviour should also be considered for a whole analysis (Desneux *et al.*, 2007). Sublethal effects can be very tender and affect populations at concentrations lower than the traditional concentration-response curve (Stark and Banks, 2003). It is also worth mentioning that several attempts have been made to investigate the sub-lethal effects of different herbal extracts on biological parameters of *T. urticae* (Mansour *et al.*, 1987; Sundaram and Sloane, 1995; Kheradmand *et al.*, 2015; Akyazi *et al.*, 2018). However, this is the first experiment reporting the toxicity, as well as sub-lethal effects of Dayabon on *T. urticae*.

Although the estimated LC₅₀ in the current study was high compared with other chemical acaricides such as Bifenazate, Chlorfenapyr, Propargite, Dicofol and Hexythiazox that are used against *T. urticae* (Kumari *et al.*, 2017; Li *et al.*, 2017), differences in mode of action for various pesticides may be an important contributory factor in these differences. For example, according to Van Nieuwenhuysse *et al.* (2012), bifenazate acts as a synergist or the allosteric modulator of functionally expressed Gamma-Aminobutyric acid (GABA) receptor homologues; while, Hexythiazox is a molt inhibitor with a mode of action similar to etoxazole (a growth regulator that inhibits chitin biosynthesis (Dekeyser 2005, Nauen and Smagghe, 2006). Furthermore, our results do not accord with the study of Najafabadi *et al.* (2014) who demonstrated the LC₅₀ values of three essential oils on *T. urticae*. These differences among various studies are quite revealing in several ways. First, the variable toxicity of a pesticide made from plant extracts against different pests is largely attributable to not only plant phenological age, but also the parts of plant used for extraction (Chiasson *et al.*, 2001). Second, oil type and applied concentration may be factors behind these differences. Finally, the low values of essential oils LC₅₀, result not only from their fumigant action, but also penetration of volatile oil into the organism's body through respiratory system

(Kim *et al.*, 2003; Choi *et al.*, 2004). According to our results, pre-adult development of both sexes (exempt deutonymph stage at female) were not influenced by Dayabon. These findings are in agreement with the study of Martínez-Villar *et al.* (2005) which showed no significant effect of azadirachtin on development of *T. urticae*. Furthermore, our results indicated that treatments of *T. urticae* adults with LC₂₀ of Dayabon reduced the female deutonymphal period, as well as male adult longevity; and treatment with LC₁₀ and LC₂₀ significantly decreased female adult longevity, along with female total life span. A significant reduction in adult longevity of *T. urticae* as a consequence of treatment with azadirachtin (Martínez-Villar *et al.*, 2005) and pyrrolizidine alkaloids (Pietrosiuk *et al.*, 2003) has been reported previously.

Our results showed that although pre-oviposition periods were not affected by different doses of Dayabon; yet fecundity were declined in a concentration-dependent manner. The lowest fecundity and the shortest oviposition period were observed at LC₂₀ treatment showing the low potential of treated mites for population recovery. Pietrosiuk *et al.* (2003) assessed the effect of pyrrolizidine alkaloids extracted from *Lithospermum canescens* (Borraginaceae) on *T. urticae*, and their results indicated that mites treated with alkaloids showed a decrease in female fecundity. In addition, the oviposition period decreased significantly by increasing the concentration of Dayabon from LC₅ to LC₁₀ and LC₂₀. Also, Roh *et al.* (2011) showed 89.3% reduction in fecundity of mites when leaf discs treated with sandalwood oil.

In the current study, the population parameters such as net reproductive rate (R_0), gross reproductive rate (GRR), and mean generation time (T) in the treated (LC₁₀ and LC₂₀) populations were significantly lower than those in the control. These results were higher than what was estimated for the mites treated with *Artemisia annua* essential oil (Esmaily *et al.*, 2017); but were close to that reported for *T. urticae* treated with *Thymus*

vulgaris essential oil (Gholamzadeh Chitgar *et al.*, 2013). These differences can be explained by the type of oil, as well as the concentration. The population parameters including the intrinsic rate of increase (r), finite rate of increase (λ) were not affected by sublethal concentrations of Dayabon. In contrast to results obtained by us, Musa *et al.* (2017) detected that *T. urticae* females exposed to Requiem[®], a commercial formulation of *Chenopodium ambrosioides*, at 2.5 ml/l showed a significant effect on r and λ values. Study on the life table parameters in the current and next generations is necessary to expand an integrated pest management strategy (Frel *et al.*, 2003; Sedaratian *et al.*, 2011).

It could be reasonably argued that exposure to pesticides can give rise to hereditary malfunctions and malformations leading to significant disturbances of insect or mite development in the next generations. Negative effects on the population increase of *T. urticae*, as a result of exposure to sublethal concentrations of different acaricides including fenazaquin (Alinejad *et al.*, 2015) and spirodiclofen (Marcic, 2007) have been reported previously. Conversely, enhancing in *T. urticae* population growth parameters by virtue of exposure to sublethal or lethal doses of spinetoram (Wang *et al.*, 2016) and clofentezine (Marcic, 2003) has been highlighted. It seems possible that this enhancement is due to hormoligosis defined as the stimulation of reproductive physiology by sublethal doses of pesticides. Taking population growth parameters in the current study into consideration, it is remarkable that exposure to LC₁₀ and LC₂₀ of Dayabon resulted in negative influences on *T. urticae* population increase of progeny (that is to say, lower R_0 , GRR and fecundity). While it is true that there is not any evidence of the effect of hormoligosis in this study for the simple reason that none of intrinsic and finite rate of increase was significantly affected by different doses of Dayabon; the fact remains that differences among mentioned studies are

attributable to not only different modes of action of acaricides, but also the concentrations used. Moreover, in this study, the indirect leaf dip method was used to investigate the effect of Dayabon on *T. urticae*, so that mite's body was not covered by the Dayabon solution. It is recommended that the effect of direct dipping or spraying the mites by the Dayabon solution be investigated on the life table of this pest. It seems that the results will be changed effectively if the mite's body be directly in contact with the toxic solution. From this study, it could be concluded that the presence of Dayabon on leaf surface can alter leaf surface quality in a way that affects the performance of *T. urticae* in view of life table and reproductive parameters.

In conclusion, intrinsic and finite rates of increase of *T. urticae* did not get affected by sublethal concentrations of Dayabon, but then again Dayabon treatment resulted in negative effects on other biological and life table parameters of *T. urticae*, including the prolonged deutonymphal stage, decreased adult male and female longevities, fecundity, oviposition period, net, as well as gross reproductive rates. These findings can be used to develop targeted interventions aimed at integrated management of *T. urticae*. Finally, it is recommended that further research be undertaken in the following arenas: (i) to investigate the direct effects covering the mite's body by Dayabon, (ii) to investigate other aspects, especially development of resistance to these natural products; (iii) semi-field and field studies aiming to evaluate the efficacy of the acaricide to obtain more applicable results under field conditions.

References

- Abbott, W. S. 1925. A method of computing the effectiveness of an insecticide. *Journal of Economic Entomology*, 18: 265-267.
- Akyazi, R., Soysal, M., Altunç, E. Y., Lisle, A., Hassan, E. and Akyol, D. 2018. Acaricidal and sublethal effects of tobacco leaf and garlic

- bulb extract and soft soap on *Tetranychus urticae* Koch (Acari: Trombidiformes: Tetranychidae) 1. Systematic and Applied Acarology, 23 (10): 2054-2070.
- Alinejad, M., Kheradmand, D., Fathipour, Y. 2015. Sublethal effects of fenazaquin on biological performance of the two-spotted spider mite, *Tetranychus urticae* (Acari: Tetranychidae): Application of age-stage, two-sex life tables. Acarina, 23 (2): 172-180.
- Amini, J. N. 2018. Effect of botanical insecticides, Dayabon® and Palizin® against *Aphis fabae* Scopoli (Hem.: Aphididae) and functional response of its parasitoid wasp, *Lysiphlebus fabarum* (Marshall) (Hym.: Braconidae). Plant Pest Research, 7 (4): 13-28.
- Asadi, M., Rafiee-Dastjerdi, H., Nouri-Ganbalani, G., Naseri, B. and Hassanpour, M. 2019. Lethal and sublethal effects of five insecticides on the demography of a parasitoid wasp. International Journal of Pest Management, 65 (4): 301-312.
- Chi, H. 1988. Life-table analysis incorporating both sexes and variable development rates among individuals. Environmental Entomology, 17: 26-34.
- Chi, H. 2016. TWOSEX-MSChart: a computer program for the age-stage, two-sex life table analysis. National Chung Hsing University, Taichung Taiwan. <http://140.120.197.173/Ecology/>.
- Chi, H. and Liu, H. 1985. Two new methods for the study of insect population ecology. Bulletin of the Institute of Zoology, Academia Sinica, 24: 225-240.
- Chiasson, H., Bélanger, A., Bostanian, N., Vincent, C. and Poliquin, A. 2001. Acaricidal properties of *Artemisia absinthium* and *Tanacetum vulgare* (Asteraceae) essential oils obtained by three methods of extraction. Journal of Economic Entomology, 94 (1): 167-171.
- Choi, W. I., Lee, S. G., Park, H. M. and Ahn, Y. J. 2004. Toxicity of plant essential oils to *Tetranychus urticae* (Acari: Tetranychidae) and *Phytoseiulus persimilis* (Acari: Phytoseiidae). Journal of Economic Entomology, 97 (2): 553-558.
- Dekeyser, M. A. 2005. Acaricide mode of action. Pest Management Science: Formerly Pesticide Science, 61 (2): 103-110.
- Desneux, N., Decourtye, A. and Delpuech, J. M. 2007. The sublethal effects of pesticides on beneficial arthropods. Annual Review of Entomology, 52: 81-106.
- Devine, G. J., Barber, M. and Denholm, I. 2001. Incidence and inheritance of resistance to METI-acaricides in European strains of the two-spotted spider mite (*Tetranychus urticae*) (Acari: Tetranychidae). Pest Management Science, 57 (5): 443-448.
- El-Zemity, S. R., Rezk, H. A. and Zaitoon, A. A. 2009. Acaricidal potential of some essential oils and their monoterpenoids against the two-spotted spider mite *Tetranychus urticae* (Koch.). Archives of Phytopathology and Plant Protection, 42: 334-339.
- Esmaily, M., Bandani, A., Zibae, I., Sharifian, I., and Zare, Sh. 2017. Sublethal effects of *Artemisia annua* L. and *Rosmarinus officinalis* L. essential oils on life table parameters of *Tetranychus urticae* (acari: tetranychidae). Persian Journal of Acarology, 6 (1): 39-52.
- Frel, A., Gu, H., Cardona, C. and Dorn, S. 2003. Antixenosis and antibiosis of common beans to *Thrips palmi*. Journal of Economic Entomology, 93: 1577-1584.
- Gholamzadeh Chitgara, M., Khosravib, R., JalaliSendia, J. and Ghadamyaria, M. 2013. Sublethal effects of *Thymus vulgaris* essential oil on life-table parameters of two-spotted spider mite, *Tetranychus urticae* Koch (Acari: Tetranychidae). Archives of Phytopathology and Plant Protection, 46 (7): 781-788.
- Helle, W. and Overmeer, W. P. J. 1985. Toxicological test methods. In: Helle, W. and Sabelis, M. W. (Eds.), Spider Mites. Their Biology, Natural Enemies and Control. Elsevier, Amsterdam, pp: 391-395.
- Kim, S. I., Roh, J. Y., Kim, D. H., Lee, H. S. and Ahn, Y. J. 2003. Insecticidal activities of aromatic plant extracts and essential oils against *Sitophilus oryzae* and

- Callosobruchus chinensis*. Journal of Stored Products Research, 39: 293-303.
- Kheradmand, K., Beynaghi, S., Asgari, S. and Sheykhi Garjan, A. 2015. Toxicity and repellency effects of three plant essential oils against two-spotted spider mite, *Tetranychus urticae* (Acari: Tetranychidae). Journal of Agricultural Science and Technology, 17: 1223-1232.
- Kulkarni, N. S., Mani, M. and Banerjee, K. 2008. Management of mites on grape. Extension Folder, 15: 2.
- Kumari, S., Chauhan, U., Kumari, A. and Nadda, G. 2017. Comparative toxicities of novel and conventional acaricides against different stages of *Tetranychus urticae* Koch (Acarina: Tetranychidae). Journal of the Saudi Society of Agricultural Sciences, 16: 191-196.
- Kumral, N. A., Çobanoğlu, S. and Yalcin, C. 2010. Acaricidal, repellent and oviposition deterrent activities of *Datura stramonium* L. against adult *Tetranychus urticae* (Koch). Journal of Pest Science, 83 (2): 173-180.
- Li, Y. Y., Fan, X., Zhang, G. H., Liu, Y. Q., Chen, H. Q., Liu, H. and Wang, J. J. 2017. Sublethal effects of bifentazate on life history and population parameters of *Tetranychus urticae* (Acari: Tetranychidae). Systematic and Applied Acarology, 22 (1): 148-158.
- Mansour, F., Ascher, K. R. S. and Omari, N. 1987. Effect of neem seed kernel extracts from different solvents on the predacious mite *Phytoseiulus persimilis* and the phytophagous mite *Tetranychus cinnabarinus*. Phytoparasitica, 15 (2): 125-130.
- Martínez-Villar, E., Sáenz-De-Cabezón, F., Moreno-Grijalba, F., Marco, V. and Pérez-Moreno, I. 2005. Effects of azadirachtin on the two-spotted spider mite, *Tetranychus urticae* (Acari: Tetranychidae). Experimental and Applied Acarology, 35: 215-222. <https://doi.org/10.1007/s10493-004-5082-6>
- Marcic, D. 2003. The effects of clofentezine on life-table parameters in two-spotted spider mite *Tetranychus urticae*. Experimental and Applied Acarology, 30: 249-263.
- Marcic, D. 2007. Sublethal effects of spirodiclofen on life history and life-table parameters of two-spotted spider mite (*Tetranychus urticae*). Experimental and Applied Acarology, 42: 121-129.
- Mondal, M. and Ara, N. 2006. Biology and fecundity of the two-spotted spider mite *Tetranychus urticae* Koch (Acari: Tetranychidae) under laboratory condition. Journal of Life Earth Science, 1 (2): 43-47.
- Motazedian, N., Ravan, S. and Bandani, A. R. 2011. Toxicity and repellency effects of three essential oils against *Tetranychus urticae* Koch (Acari: Tetranychidae). Journal of Agricultural Science and Technology, 14 (2): 275-284.
- Musa, A., Međo, I., Marić, I. and Marčić, D. 2017. Acaricidal and sublethal effects of a *Chenopodium*-based biopesticide on the two-spotted spider mite (Acari: Tetranychidae). Experimental and Applied Acarology, 71 (3): 211-226.
- Najafabadi, S. S. M., Beiramizadeh, E. and Zarei, R. 2014. Essential oil effects of *Thymus vulgaris* on life-table parameters of two-spotted spider mite, *Tetranychus urticae* Koch (Acari: Tetranychidae). International Journal of Biosciences, 4 (11): 324-330.
- Nauen, R. and Smagghe, G., 2006. Mode of action of etoxazole. Pest Management Science: formerly Pesticide Science, 62 (5): 379-382.
- Park, Y. L. and Lee, J. H. 2002. Leaf cell and tissue damage of cucumber caused by two spotted spider mite (Acari: Tetranychidae). Journal of Economic Entomology, 95 (5): 952-957.
- Pavela, R. and Vrchotová, N. 2013. Insecticidal effect of furanocoumarins from fruits of *Angelica archangelica* L. against larvae *Spodoptera littoralis* Boisd. Industrial Crops and Products, 43: 33-39.
- Pietrosiuk, A., Furmanowa, M., Kropczyńska, D., Kawka, B. and Wiedenfeld, H. 2003. Life history parameters of the two-spotted spider mite (*Tetranychus urticae* Koch) feeding on bean leaves treated with

- pyrrolizidine alkaloids. *Journal of Applied Toxicology*, 23: 187-190.
- Rezaei, R., Karimi, J., Abbasipour, H. and Askarianzadeh, A. 2014. Sublethal effects of essential oil of *Cinnamomum zeylanicum* Blume on life expectancy (e_x) and age-specific fertility (m_x) of two-spotted spider mite, *Tetranychus urticae* Koch (Acari: Tetranychidae). *Archives of Phytopathology and Plant Protection*, 47 (8): 900-905.
- Rezaei, M. and Moharramipour, S. 2019. Efficacy of Dayabon, a botanical pesticide, on different life stages of *Myzus persicae* and its biological control agent, *Aphidius matricariae*. *Journal of Crop Protection*, 8 (1): 1-10.
- Ribeiro, N., Camara, C. and Ramos, C. 2016. Toxicity of essential oils of *Piper marginatum* Jacq. against *Tetranychus urticae* Koch and *Neoseiulus californicus* (McGregor). *Chilean journal of agricultural research*, 76 (1): 71-76.
- Roh S. H, Lim E. G, Kim J and Park C. G. 2011. Acaricidal and oviposition deterring effects of santalol identified in sandalwood oil against two-spotted spider mite, *Tetranychus urticae* Koch (Acari: Tetranychidae). *Journal of Pest Science*, 84: 495-501.
- Sedaratian, A., Fathipour, Y., and Moharramipour, S. 2011. Comparative life table analysis of *Tetranychus urticae* (Acari: Tetranychidae) on 14 soybean genotypes. *Insect Science*, 18 (5): 541-553.
- Stark, J. D. and Banks, J. E. 2003. Population-level effects of pesticides and other toxicants on arthropods. *Annual Review of Entomology*, 48 (1): 505-519.
- Sundaram, K. M. S. and Sloane, L. 1995. Effects of pure and formulated Azadirachtin, a neem-based biopesticide, on the phytophagous spider mite, *Tetranychus urticae* Koch. *Journal of Environmental Science and Health B*, 30 (6): 801-814.
- Vahabi Mashhur, M., Moharramipour, S., Negahban, M. and Mohabat, N. 2016a. Evaluation of Dayabon on reducing damage of *Xanthogaleruca luteolla*. *Proceedings of the 22th Iranian Plant Protection Congress*, p. 710.
- Vahabi Mashhur, M., Moharramipour, S., Negahban, M. and Ghalichkhani, M. 2016b. Investigation on the contact toxicity of Dayabon on *Aphis nerri* *Aphis fabae* and their predator *Coccinella septempunctata*. *Proceedings of 22th Iranian Plant Protection Congress*, p. 723.
- Van Leeuwen, T., Vontas, J., Tsagkarakou, A., Dermauw, W. and Tirry, L. 2010. Acaricide resistance mechanisms in the two-spotted spider mite *Tetranychus urticae* and other important Acari: a review. *Insect Biochemistry and Molecular Biology*, 40 (8): 563-572.
- Van Nieuwenhuysse, P., Demaeght, P., Dermauw, W., Khalighi, M., Stevens, C. V., Vanholme, B., Tirry, L., Lümmer, P., Van Leeuwen, T. 2012. On the mode of action of bifenthrin: new evidence for a mitochondrial target site. *Pesticide Biochemistry and Physiology*, 104: 88-95.
- Wang, L., Zhang, Y., Xie, W., Wu, Q. and Wang, S. 2016. Sublethal effects of spinetoram on the two-spotted spider mite, *Tetranychus urticae* (Acari: Tetranychidae). *Pesticide Biochemistry and Physiology*, 132: 102-107.
- Yorulmaz, S. and Ay, R. 2009. Multiple resistance, detoxifying enzyme activity, and inheritance of abamectin resistance in *Tetranychus urticae* Koch (Acari: Tetranychidae). *Turkish Journal of Agriculture and Forestry*, 33 (4): 393-402.
- Zhang, Z. Q. 2003. *Mites of Greenhouses: Identification, Biology and Control*, CABI Publisher, UK.

اثرات زیرکشنده دایابون® بر پارامترهای بیولوژیکی کنه تارتن دولکه‌ای *Tetranychus urticae* (Koch) (Acari: Tetranychidae)

محمد رضا هواسی^۱، کتایون خردمند^{۲*} و الهام ریاحی^۲

- ۱- گروه گیاه‌پزشکی، دانشکده کشاورزی، دانشگاه تهران، کرج، ایران.
 ۲- گروه حشره‌شناسی و بیماری‌های گیاهی، پردیس ابوریحان، دانشگاه تهران، تهران، ایران.
 ۳- گروه گیاه‌پزشکی، دانشکده کشاورزی، دانشگاه شهرکرد، شهرکرد، ایران.
 پست الکترونیکی نویسندگان مسئول مکاتبه: kkheradmand@ut.ac.ir
 دریافت: ۹ اردیبهشت ۱۳۹۸؛ پذیرش: ۸ دی ۱۳۹۸

چکیده: کنه تارتن دولکه‌ای، *Tetranychus urticae* Koch (Acari: Tetranychidae) یکی از مهم‌ترین گونه‌های آفت می‌باشد که دارای طیف گسترده‌ای از گیاهان میزبان، در جهان است. استفاده از کنه‌کش‌های شیمیایی یکی از روش‌های اصلی کنترل این آفت به‌شمار می‌آید. با توجه به مقاومت در برابر کنه‌کش‌ها و همچنین اثرات نامطلوب ترکیبات شیمیایی، یافتن یک روش جایگزین مناسب به‌منظور کنترل این آفت امری ضروری است. در این مطالعه اثرات زیرکشنده‌گی دایابون®، عصاره گیاهی، بر برخی پارامترهای بیولوژیکی *T. urticae* با غلظت ۲/۱۴۰ گرم بر لیتر (LC₅)، ۲/۶۸۲ گرم بر لیتر (LC₁₀) و ۳/۵۲۶ گرم بر لیتر (LC₂₀) بررسی شد. میزان LC₅₀ برای افراد بالغ کنه *T. urticae* ۵/۹۵۰ گرم بر لیتر به‌دست آمد. هنگامی که افراد بالغ با غلظت LC₁₀ و LC₂₀ از دایابون تحت تیمار قرار گرفتند، دوره تخم‌گذاری در مقایسه با غلظت LC₅ به‌طور قابل‌توجهی کاهش یافت. بیش‌ترین و کم‌ترین میزان باروری (تعداد تخم‌های گذاشته شده به ازای هر ماده) به‌ترتیب در شاهد (۵۶/۰۲ نتاج / فرد) و LC₂₀ (۳۹/۱۱ نتایج / فرد) ثبت شد. علاوه بر این، با افزایش غلظت، نرخ تولید مثل خالص (R₀) کاهش یافت. درحالی‌که، میزان نرخ ذاتی افزایش (r) و متناهی افزایش (λ) جمعیت تحت تأثیر تیمار دایابون قرار نگرفتند. با توجه به اثرات نامطلوب دایابون بر برخی پارامترهای بیولوژیکی *T. urticae*، می‌توان نتیجه گرفت که از این محصول می‌توان برای توسعه عملکرد هدفمند با هدف مدیریت تلفیقی *T. urticae* استفاده نمود.

واژگان کلیدی: جدول زندگی، *Tetranychus urticae*، اثرات زیرکشنده‌گی، دایابون، پارامترهای بیولوژیکی