

Research Article

## Life table parameters and biological characteristics of citrus butterfly *Papilio demoleus* (Lepidoptera: Papilionidae) on various citrus hosts

Leila Kholghi-Eshkalak, Jalal Jalali Sendi\*, Azadeh Karimi-Malati and Arash Zibae

Department of Plant Protection, Faculty of Agricultural Sciences, University of Guilan, Rasht, Iran.

**Abstract:** Citrus swallow tail butterfly, *Papilio demoleus* L. is a pest of citrus in many parts of the world. We examined the effect of four different citrus hosts including *Citrus sinensis* (L.) (Tarocco and Valencia) *Citrus limon* (L.) (Eureka), and *Citrus paradisi* Macfad. (Shamberg) on its life table parameters and biological characteristics at  $24 \pm 1$  °C,  $75 \pm 5\%$  RH and a photoperiod of 16: 8 h (L: D). The developmental time of immature stages was longest on *C. sinensis* (Tarocco) ( $12.3 \pm$  SE days). The intrinsic rate of natural increase was significantly affected by various citrus, being the highest on *C. sinensis* (Tarocco) ( $0.099 \text{ day}^{-1}$ ) and lowest on *C. sinensis* (Valencia) ( $0.011 \text{ day}^{-1}$ ). The highest and lowest finite rates of increase were observed on *C. sinensis* (Tarocco) 1.10 and *C. sinensis* (Valencia) 1.01, respectively. The highest gross reproductive rate and the lowest mean generation time were observed on *C. sinensis* (Tarocco) and *C. sinensis* (Valencia), respectively. The findings indicated that *C. sinensis* (Tarocco) appeared to be the most susceptible host to *P. demoleus* among the tested varieties. The results of this and similar studies in the future on other hosts may be considered as a basis for finding resistant host/hosts in monitoring this pest.

**Keywords:** *Papilio demoleus*, Life table, Population growth parameters, Citrus

### Introduction

Citrus swallow tail butterfly, *Papilio demoleus* L. (Lepidoptera: Papilionidae), is an economically important pest of citrus worldwide (Homoziak *et al.*, 2006; Rajanikumar *et al.*, 2014). The caterpillars feed voraciously and cause severe damages to nurseries, young seedlings, and also they are capable of defoliating the trees, as a result, this pest is a potential threat to the citrus orchards (Larsen, 1984).

Host plant resistance is a part of the integrated pest management (IPM) and is

relatively stable, cheap, non-polluting, and compatible with other methods of pest control (Sachan, 1990; Jallow *et al.*, 2004). Studying the different biological, physiological and ecological characteristics of a pest on different hosts is considered very important in finding a resistant host (Sarfranz *et al.*, 2007).

The study of feeding behavior and the effect of food quality on the biology of insects are important in recognizing suitable hosts (Greenberg *et al.*, 2001). The nutritional value, secondary metabolites and architectural characteristics of plants can all affect development, survival, fecundity, population growth and life table of herbivorous insects (Slansky and Feeney, 1977; Norris and Kogan, 1980; Montllor, 1991; Morgan *et al.*, 2001; Kim and Lee, 2002; Rutledge and O'Neil, 2005; Yasar and Gungor, 2005; Kumar *et al.*, 2009). Life table

Handling Editor: Yaghsoub Fathipour

\*Corresponding author, e-mail: jjalali@guilan.ac.ir  
Received: 15 June 2017, Accepted: 6 August 2017  
Published online: 19 August 2017

is considered as an integrated and comprehensive aspect of insect biology. It describes in details the developmental times, survival rates of each growth stage, fecundity and life expectancy of a population which could be regarded as essential tool in both theoretical and applied ecology (Chi, 1990; Carey, 1993; Taghizadeh *et al.*, 2008). Population growth rate is a basic ecological characteristic that is usually described as the intrinsic rate of natural increase ( $r_m$ ), an estimate of population growth potential was introduced by Birch (1948). The  $r_m$  is a key demographic parameter used to evaluate the level of plant resistance to insects. Southwood (1966) stated that the intrinsic rate of increase is the most practical life table parameter to compare the population growth potential of different species under specific climatic and food conditions and may help predict the outcomes of pest–natural enemy interactions. The  $r_m$  summarizes the physiological qualities of an animal relative to its capacity to increase (Andrewartha and Birch, 1954). Besides being a measure of population growth,  $r$  has been widely used as a bioclimatic index (Hulting *et al.*, 1990), in estimation of insect response to resistant plants (Ruggle and Gutierrez, 1995), and in comparison of different food types that predators consumed (Engel, 1990). Although a large number of factors affect the components of  $r$ , there is a close and positive association between the mean relative growth rate and  $r$  (Guldemond *et al.*, 1998). Pests usually cause more damage on susceptible host plants by having a higher population growth rate than on resistant ones. For this reason, having a basic knowledge on the population of a pest on different varieties of a host plant may provide an idea about the resistance or susceptibility of a particular host.

There is no information yet available on biology or life history of *P. demoleus* in Iran. Therefore, we undertook the present research intending to throw some light on the lack of knowledge on this pest.

## Materials and Methods

### Insect rearing and plant material

Four host plants were used in this study, including *Citrus sinensis* (Tarocco), *C. limon*

(Eureka), *C. sinensis* (Valencia) and *C. paradisi* (Shamberg). Leaves of host plants of the mentioned species (on which rearing took place) were collected from citrus orchards near the city of Rudsar (37°08'15"N 50°17'17"E), north of Iran, Guilan province in 2016. The larvae were reared on fresh leaves of citrus varieties in the laboratory in growth chamber under controlled conditions at  $24 \pm 1$  °C,  $75 \pm 5\%$  RH and 16: 8 (L: D) h photoperiod in transparent plastic boxes (18 × 15 × 7cm) covered with muslin cloth for aeration. For adult hatching, the jar containing the larvae that pupated in were moved to containers of 18 × 7 dimensions. When adults emerged they were separated and placed in transparent cages (80 × 80 × 80 cm). Inside the cages, cotton soaked in 10% honey solution were provided for feeding of adults and small citrus seedlings for their oviposition. Eggs on the surface of leaves were separated and transferred to Petri dishes capped with a piece of humid cotton wool and placed in growth chamber in similar condition as above.

### Growth and mortality of immature stages

This experiment was initiated with fifty eggs of *P. demoleus* maintained in Petri dishes inside the growth chamber. The hatching of eggs was carefully observed and recorded daily. Newly hatched larvae were transferred individually into a plastic box (5 × 6 × 12 cm) and were provided with fresh citrus leaves of each variety. The petioles of citrus leaves were wrapped in humid cotton wool pieces in order to provide humidity to the leaves. The leaves were changed every two days for earlier instars and daily for older larval instars. Larval growth was observed daily and the number of larval instars was determined based on the head capsules left after each stage. Developmental stages and mortality were observed and recorded daily.

### Adult longevity and fecundity

One mating pair of butterfly on each variety (a total of 5 pairs for each variety) was transferred to a transparent cage (35 × 35 × 60 cm). A cotton wool soaked in 10% honey solution was

provided for their feeding and a small citrus seedling for oviposition. Pre-oviposition, oviposition and post-oviposition periods were recorded. The oviposition cages were observed daily and the number of dead insects was recorded. In case of early female mortality, the male was provided with 10% honey and maintained in cage until death. The oviposition substrate and the cotton wool soaked in 10% honey were daily changed. The numbers of laid eggs were recorded daily. Observations continued until the death of the adults.

### Statistical analysis

Data obtained from above experiments were used to calculate the life history and fertility parameters. The life history data were analyzed based on the age-stage and a two-sex life table analysis developed by Chi and Liu (1985). The age-stage specific survival rate ( $S_{xj}$ ) (where  $x$  = age and  $j$  = stage), the age-specific survival rate ( $l_x$ ), the age-specific fecundity ( $m_x$ ), and the population parameters ( $r$ , the intrinsic rate of natural increase;  $\lambda$ , the finite rate of increase;  $R_0$ , the net reproductive rate;  $T$ , the mean generation time) were calculated accordingly. Data analysis and population parameters were calculated using

the TWOSEX-MSChart program designed in visual BASIC for the Windows operation system (Chi, 2015). The TWOSEX-MSChart is available at <http://140.120.197.173/Ecology/prod02.htm> (Chung Hsing University) and <http://nhsbig.inhs.uiuc.edu/wes/chi.html> (Illinois Natural History Survey). The standard errors of the developmental time, mean number of eggs per female, longevity and life table parameters were estimated by using 100,000 bootstraps. We used the paired bootstrap test to compare the differences between treatments based on the confidence interval of the difference between treatments (Efron and Tibshirani, 1993; Chi, 2015).

### Results

#### Developmental times and survival rate

The developmental period of butterflies differed but no changes in the incubation period were observed among tested hosts (Table 1). As shown in Table 1, developmental time (egg to adult) of *P. demoleus* was the shortest on *C. sinensis* (Valencia) ( $9.67 \pm 1.51$ ) and the longest on *C. sinensis* (Tarocco) ( $12.38 \pm 0.39$ ).

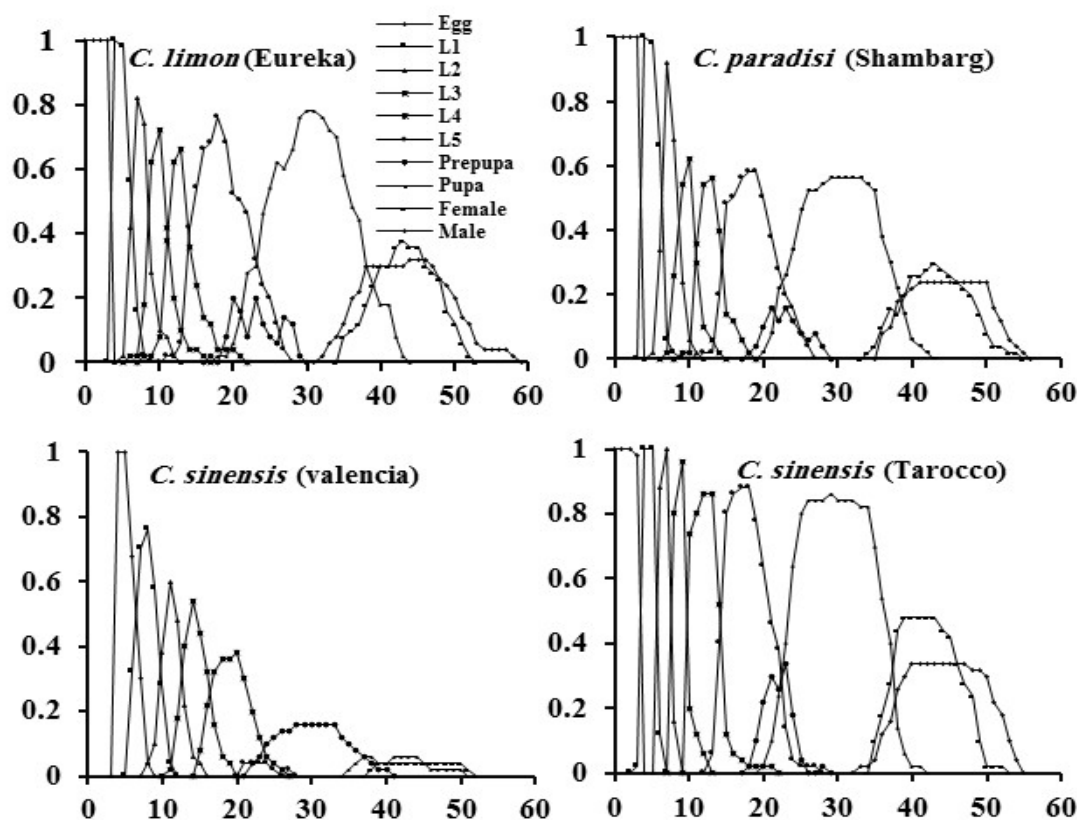
**Table 1** Development (Days, Mean  $\pm$  SE) of various stages of *Papilio demoleus* on various citrus hosts at  $24 \pm 1$  °C,  $75 \pm 5\%$  RH and 16:8 (L: D) h.

Stage	<i>Citrus limon</i> (Eureka)	<i>Citrus paradisi</i> (Shambarg)	<i>Citrus sinensis</i> (Valencia)	<i>Citrus sinensis</i> (Tarocco)
Incubation period	$4.00 \pm 0.00^a$	$4.00 \pm 0.00^a$	$4.00 \pm 0.00^a$	$3.98 \pm 0.02^a$
First instar larvae	$2.72 \pm 0.11^a$	$2.72 \pm 0.09^{ab}$	$3.02 \pm 0.12^a$	$2.14 \pm 0.05^b$
Second instar larvae	$2.37 \pm 0.13^b$	$2.26 \pm 0.13^{bc}$	$2.94 \pm 0.10^a$	$2.04 \pm 0.04^c$
Third instar larvae	$2.78 \pm 0.10^a$	$2.77 \pm 0.10^a$	$2.87 \pm 0.11^a$	$2.22 \pm 0.10^b$
Fourth instar larvae	$3.39 \pm 0.12^c$	$3.61 \pm 0.10^{bc}$	$3.78 \pm 0.11^b$	$4.43 \pm 0.10^a$
Fifth instar larvae	$7.6 \pm 0.29^a$	$7.39 \pm 0.26^a$	$6.38 \pm 0.25^b$	$7.13 \pm 0.18^a$
Prepupae	$1.60 \pm 0.08^a$	$1.55 \pm 0.10^{ab}$	$1.24 \pm 0.10^b$	$1.72 \pm 0.07^a$
Pupae	$13.70 \pm 0.09^b$	$14.18 \pm 0.07^a$	$13.15 \pm 0.10^c$	$13.69 \pm 0.07^b$
Adult (male)	$14.58 \pm 0.29^a$	$14.91 \pm 0.13^a$	$13 \pm 0.13^b$	$15.05 \pm 0.19^a$
Adult (female)	$9.95 \pm 0.53^a$	$10.31 \pm 0.64^a$	$8.00 \pm 1.62^b$	$10.56 \pm 0.30^a$
Total (male & female)	$12.09 \pm 0.49^a$	$12.29 \pm 0.57^a$	$9.67 \pm 1.51^b$	$12.38 \pm 0.39^a$

Means in a row followed by the same letters are not significantly different at the 0.05 level (ANOVA).

Age-stage specific survival rate ( $S_{xj}$ ) of *P. demoleus* on four citrus varieties is shown in Fig. 1. Age-stage-specific life expectancy ( $e_{ij}$ ) represents the time that an individual of age  $i$  and stage  $j$  is expected to live (Fig. 2). Life expectancy for a newly laid Citrus swallow tail butterfly egg was 42, 33, 19 and 44 days on *C. limon* (Eureka), *C. paradisi* (Shambarg), *C. sinensis* (Valencia) and *C. sinensis* (Tarocco), respectively which slowly declined in all varieties. The life expectancy of adult males was more than that of adult females in all varieties (Fig. 2). Age-specific survival rate ( $l_x$ ), age-stage specific fecundity of females ( $f_x$ ), age-specific fecundity ( $m_x$ ) and age-stage maternity ( $l_x m_x$ ) of *P. demoleus* are plotted in Fig. 3. The age-specific survival rate

represents the probability of survival of newly born individuals until age  $i$ . By combining all individuals, both sexes were considered. The curve of  $m_x$  is drawn on the basis of age after birth. The survival rate ( $l_x$ ) was highest at the beginning and declined as age increased. The reproductive value ( $v_{xj}$ ) is the expectation of future offspring of individuals of age  $x$  and stage  $j$ . The reproductive values for *P. demoleus* reared on *C. paradisi* (Shambarg) and *C. sinensis* (Tarocco) were higher than other varieties. Reproductive rate of *P. demoleus* reared on *C. paradisi* (Shambarg) and *C. sinensis* (Tarocco) reached its peak on day 38 and that of butterflies on *C. sinensis*. var. *valencia* and *C. limon* on days 48 and 40 (Fig. 4).



**Figure 1** Age-stage survival rate ( $s_{xj}$ ) of *Papilio demoleus* on various citrus hosts at  $24 \pm 1$  °C,  $75 \pm 5\%$  RH and 16: 8 (L: D) h.

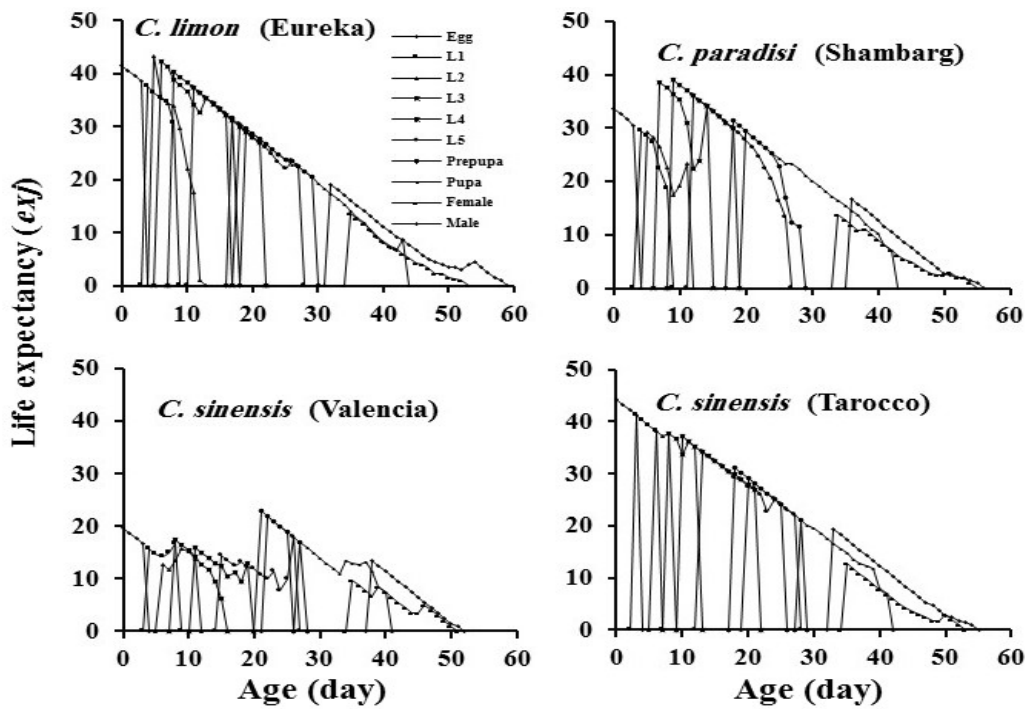


Figure 2 Age-specific life expectancy ( $e_x$ ) of *Papilio demoleus* on various citrus hosts at  $24 \pm 1^\circ\text{C}$ ,  $75 \pm 5\%$  RH and 16: 8 (L: D) h.

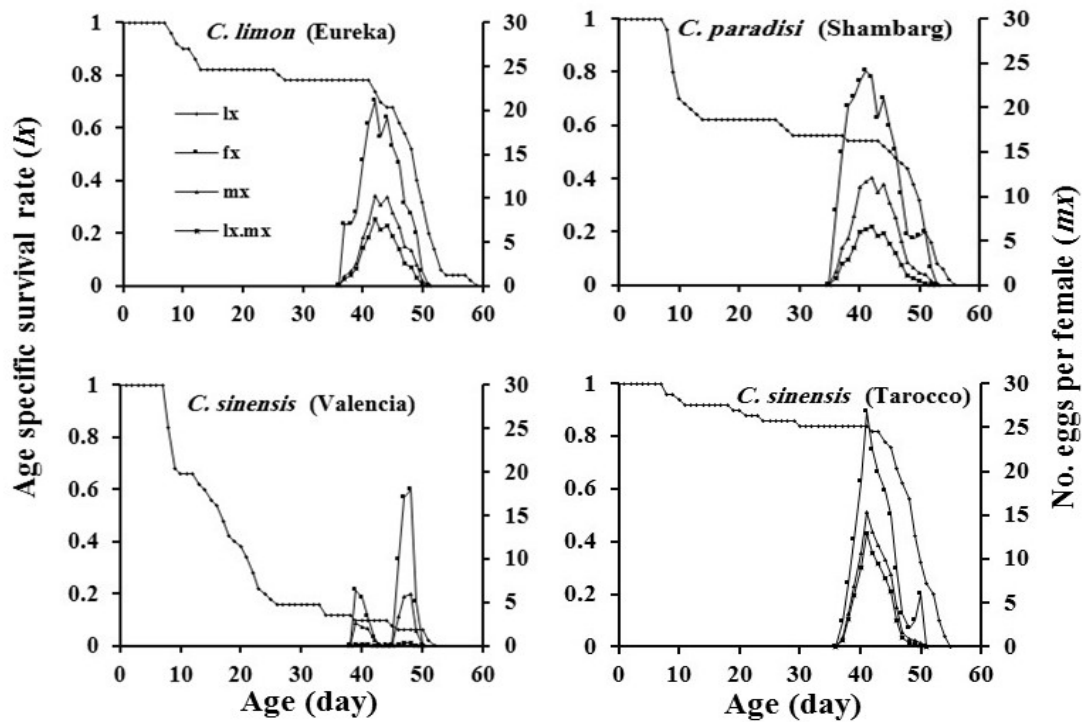
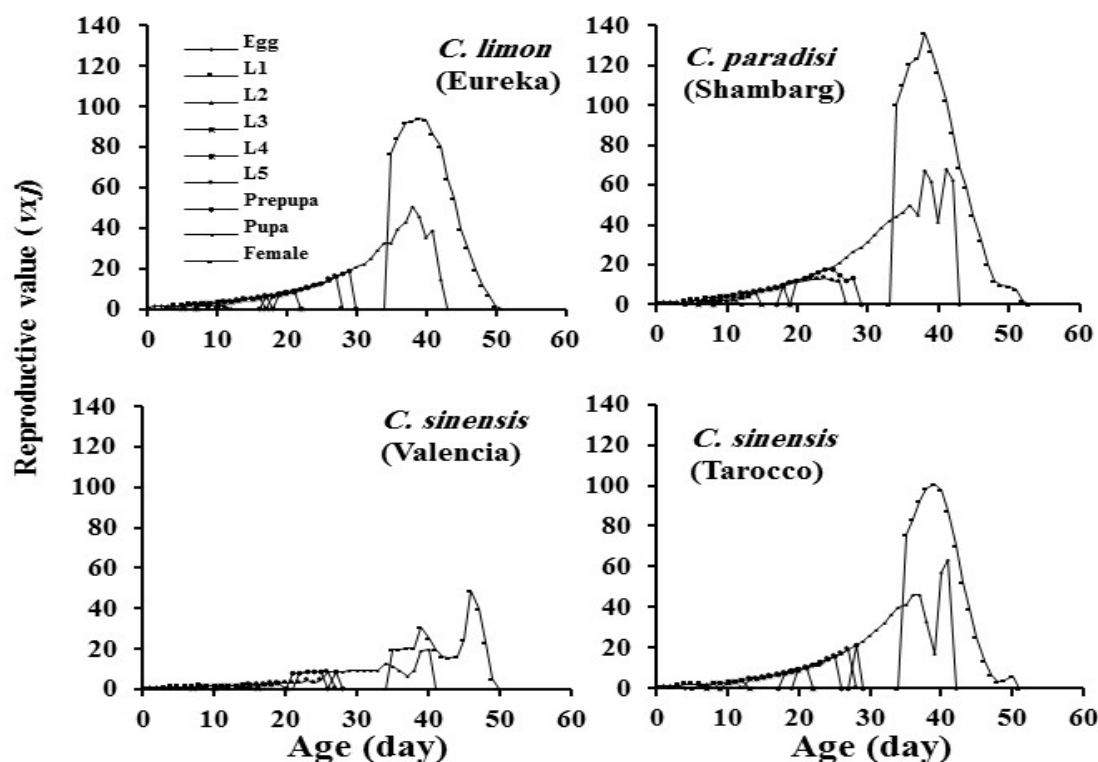


Figure 3 Age-specific survival rate ( $l_x$ ), age-specific fecundity ( $m_x$ ), female age-stage-specific fecundity ( $f_x$ ), and age-specific maternity ( $l_x m_x$ ) of *Papilio demoleus* reared various citrus hosts at  $24 \pm 1^\circ\text{C}$ ,  $75 \pm 5\%$  RH and 16:8 (L: D) h.



**Figure 4** Age-specific reproductive value ( $v_x$ ) of *Papilio demoleus* on various citrus hosts at  $24 \pm 1$  °C,  $75 \pm 5\%$  RH and 16:8 (L: D).

### Population growth parameters

The intrinsic rate of natural increase ( $r_m$ ) varied from 0.011 to 0.099 ( $\text{day}^{-1}$ ), which was lowest on *C. sinensis* (Valencia) and highest on *C. sinensis* (Tarocco).

The highest value of the finite rate of increase ( $\lambda$ ) was on *C. sinensis* (Tarocco) and it is lowest on *C. sinensis* (Valencia).

The highest and lowest amounts of the gross reproductive rate (mean number of eggs per individual) of *P. demoleus* were observed on *C. sinensis* (Tarocco) and *C. sinensis* (Valencia) varieties ( $71.12 \pm 11/024$  and  $1.99 \pm 1/10$ ) respectively. There were significant differences ( $P < 0.05$ ) between the GRR on the four varieties. The highest and lowest amounts of the GRR of *P. demoleus* were observed on *C. sinensis* (Tarocco) and *C. sinensis* (Valencia) ( $88.9 \pm 13.19$  and  $26.77 \pm 15.45$ ).

The longest and shortest mean generation times (T) were recorded on *C. limon* (43.85

days) and *C. sinensis* var. *valencia* (37.48 days).

### Discussion

Looking for resistant varieties plays a key role in integrated pest management programs (Wilson and Huffaker, 1976; Endo *et al.*, 2007). In the present study differences among varieties could be attributed to differences in quality of components of host plant varieties (such as carbon, nitrogen, and defensive metabolites). Moreover, plant quality varies considerably depending on external environmental factors (such as predictable changes between seasons and less predictable changes initiated from environmental stresses) and these could be cited as other reasons for the difference (Awmack and Leather, 2002). Adult insects need high-carbohydrate food as their main source of energy for longevity, fecundity and mobility. The low number of eggs laid on a plant could

have been impressed by the more indirect route of reduced fecundity arising from larva feeding on nutrient-poor plants (Verkerk and Wright, 1996; Hamilton *et al.*, 2005).

The results obtained in this study showed that the host plant significantly affected development, survival, and fecundity of the citrus butterfly. With regard to insect-plant interactions, it is useful to assess the impact of the different host plant varieties on the performance of herbivorous insects (Azidah and Sofian-Azirun, 2006; Saeed *et al.*, 2009).

The developmental time of immature stages of citrus butterfly was shorter when reared on *C. sinensis*, (Tarocco) and its survival rate was higher when reared on *C. paradisi* (Shambarg). The longevities of both female and male *P. demoleus* adults were not affected. Total developmental time was lowest on *C. sinensis* (Valencia) ( $9.67 \pm 1.51$ ) and was highest on *C. sinensis* (Tarocco) ( $12.38 \pm 0.39$ ), *C. paradisi* (Shambarg) ( $12.29 \pm 0.57$ ) and *C. limon* (Eureka) ( $12.09 \pm 0.49$ ). These parameters give an indication of population growth rate of an insect pest in the current and next generations (Frel *et al.*, 2003). The life table parameters, particularly, intrinsic rate of natural increase ( $r_m$ ) is reflective of many factors such as fecundity, survival and generation time, and shows the potential of a population to increase under optimum conditions. It would also be a most appropriate index to evaluate the performance of an insect on different host plants (Kocourek *et al.*, 1994; Southwood and Henderson, 2000).

The  $r_m$  value of *P. demoleus* ranged from 0.099 to 0.011 which was lowest on *C. sinensis* (Valencia) and highest on *C. sinensis* (Tarocco) (Table 2). The higher  $r_m$  value of *P. demoleus* on *C. sinensis* (Tarocco) may be due to the greater fecundity, lower mortality and shorter developmental time of the pest fed on this variety. Therefore, *P. demoleus* fed on *C. sinensis* (Tarocco) could have greater potential to increase population or have outbreaks in the next generation. However, lower  $r_m$  value on *C. sinensis* (Valencia) could be attributed to poor fecundity and survivorship of *P. demoleus* on this variety (Naseri *et al.*, 2009).

Generally, slow development or digestion and lower fertility in phytophagous insects are due to lower food quality (Chen *et al.*, 2004). To compensate for shortage of nutrients, insects acquire or process the food by behavioral (increased consumption) or physiological (increased digestion, absorption or conversion) response or a combination thereof (Slansky and Scriber, 1985; Simpson and Simpson 1990). Furthermore, in the field conditions, weak host plant quality may have an indirect effect on population density by increasing the exposure time of insects to their natural enemies as a result of long-term developmental times (Sarfraz *et al.*, 2006). There are many factors that can affect food suitability, including nutrient content. The production of chemicals such as toxins and digestibility reducers may interfere with the physiology of the insects and decrease survival (Schoonhoven *et al.*, 2005).

**Table 2** Mean ( $\pm$  SE) population growth parameter of *Papilio demoleus* on four citrus hosts at  $24 \pm 1$  °C,  $75 \pm 5\%$  RH and 16:8 (L: D) h.

Population growth parameter	<i>Citrus limon</i> (Eureka)	<i>Citrus paradisi</i> (Shambarg)	<i>Citrus Sinensis</i> (Valencia)	<i>Citrus sinensis</i> (Tarocco)
The intrinsic rate of increase $r_m$ ( $\text{day}^{-1}$ )	$0.080 \pm 0.005^a$	$0.092 \pm 0.055^a$	$0.011 \pm 0.012^b$	$0.099 \pm 0.0038^a$
The finite rate of increase $\lambda$ ( $\text{day}^{-1}$ )	$1.090 \pm 0.0055^a$	$1.090 \pm 0.0061^a$	$1.012 \pm 0.0120^b$	$1.100 \pm 0.0042^a$
The net reproduction rate $R_0$ (offspring per individual)	$49.50 \pm 10.460^b$	$25.99 \pm 19.750^b$	$1.99 \pm 1.100^c$	$71.12 \pm 11.024^a$
GRR (Offspring per individual)	$74.03 \pm 14.12^a$	$53.81 \pm 11.78^b$	$26.77 \pm 15.45^c$	$88.9 \pm 13.19^a$
The mean generation time T (day)	$43.85 \pm 0.53^a$	$42.89 \pm 0.63^a$	$37.48 \pm 16.09^b$	$42.76 \pm 0.34^a$

Means in a row followed by the same letters are not significantly different at the 0.05 level (ANOVA).

Previous research on nutritional indices and amylolytic activities of *P. demoleus* reared on four varieties of citrus showed that the efficiency of conversion of ingested food (ECI) and efficiency of conversion of digested food (ECD) values and amylolytic activities were lowest on *C. limon* (Eureka) ( $7.95 \pm 0.32$ ,  $8.13 \pm 0.27$  and  $0.08 \pm 0.01$ ), respectively and highest on *C. sinensis* (Tarocco) ( $26.21 \pm 0.43$ ,  $39.05 \pm 0.57$  and  $0.38 \pm 0.01$ ), respectively. (Kholghi Eshkalak *et al.*, 2016). Which is in agreement with the results obtained in the present study regarding life table parameters. These results indicated that *C. limon* (Eureka) is unsuitable hosts for *P. demoleus*.

According to the results, the four closely related hosts had significant influence on life table parameters of *P. demoleus*. The pest showed a slightly better performance on *C. sinensis* (Tarocco) and *C. paradisi* (Shambarg) than on *C. sinensis* (Valencia) and *C. limon* (Eureka). Based on the present study it can be concluded that *P. demoleus* performs differently on the four tested hosts, providing some useful information that would promote understanding its status as a pest on the hosts concerned. According to results obtained in this study, *C. sinensis* (Tarocco) and *C. paradisi* (Shambarg) appeared to be the most favorable hosts for *P. demoleus* among the varieties tested. Knowledge of how the quality of citrus varieties influences the biology of *P. demoleus* can help us understand the population dynamics and aid in management of this insect.

### Acknowledgements

The corresponding author would like to thank the Deputy of Research, University of Guilan for financial support in the form of grant.

### References

- Andrewartha, H. G. and Birch, L. C. 1954. The Distribution and Abundance of Animals. University of Chicago Press, Chicago.
- Awmack, C. S. and Leather, S. R. 2002. Host plant quality and fecundity in herbivorous insects. Annual Review of Entomology, 47: 817-844.
- Azidah, A. A. and Sofian-Azirun, M. 2006. Life history of *Spodoptera exigua* (Lepidoptera: Noctuidae) on various host plants. Bulletin of Entomological Research, 96: 613-618.
- Birch, L. C. 1948. The intrinsic rate of natural increase in an insect population. Journal of Animal Ecology, 17: 15-26.
- Carey, J. R. 1993. Applied Demography for Biologists with Special Emphasis on Insects. Oxford University Press, New York.
- Chen, Y. Z. Lin, L. Wang, C. W. Yeh, C. C. and Hwang, S. Y. 2004. Responses of two *Pieris* species to fertilization of a host plant. Zoological Studies, 43: 778-786.
- Chi, H. 1988. Life-table analysis incorporating both sexes and variable development rate among individuals. Environmental Entomology, 17: 26-34.
- Chi, H. 1990. Timing of control based on the stage structure of pest population: a simulation approach. Journal of Economical Entomology, 83: 1143-1150.
- Chi, H. 2015. TWSEX-MSChart: A computer program for the age-stage, two-sex life table analysis. National Chung Hsing University, Taichung, Taiwan. Available on: <http://140.120.197.173/Ecology/prod02.htm/>.
- Chi, H., Liu, H. 1985. Two new methods for the study of insect population ecology. Bull. Inst. Zool. Acad. Sin. 24: 225-240.
- Efron, B. and Tibshirani, R. J. 1993. An Introduction to the Bootstrap. Chapman and Hall, New York, USA.
- Endo, N. Hirakawa, I. Wada, T. and Tojo, S. 2007. Induced resistance to the common cutworm, *Spodoptera litura* (Lepidoptera: Noctuidae) in three soybean cultivars. Applied Entomology and Zoology, 42: 199-204.
- Engel, R. 1990. Alternative prey and other food resources of the phytoseiid mite *Typhlodromus pyri* (Scheuten). In: Schmid A. (Ed.), Integrated Control in Viticulture. IOBC/WPRS Bulletin, 13, pp. 124-127.
- Frel, A. G. H. Cardona, C. and Dorn, S. 2003. Antixenosis and antibiosis of common beans



- to *Thrips palmi*. Journal of Economical Entomology, 93: 1577-1584.
- Greenberg, S. M. Sappington, T. W. Legaspi, J. R. B. C. Liu, T. X. and Setamou, M. 2001. Feeding and life history of *Spodoptera exigua* (Lepidoptera: Noctuidae) on different host plants. Annals of the Entomological Society of America, 94: 566-575.
- Guldmond, J. A., van den Brink, W. J., and den Belder, E. 1998. Methods of assessing population increase in aphids and the effect of the growth stage of the host plant on population growth rates. Entomologia Experimentalis et Applicata, 86: 163-173.
- Hamilton, A. J., Endersby, N. M., Ridland, P. M., Zhang, J. and Neal, M. 2005. Effects of cultivar on oviposition preference, larval feeding and development time of diamondback moth, *Plutella xylostella* (L.) (Lepidoptera: Plutellidae), on some *Brassica oleracea* vegetables in Victoria. Australian Journal of Entomology, 44: 284-287.
- Homziak, T., Nicholas, T. and Homziak, J. 2006. *Papilio demoleus* (Lepidoptera: Papilionidae): A new record for the United States, Commonwealth of Puerto Rico. Florida Entomologist, 89: 485-488.
- Hulting, F. L., ORR, D. B. and Brycki, J. J. 1990. A computer program for calculation and statistical comparison of intrinsic rates of increase and associated life table parameters. Florida Entomologist, 73: 601-612.
- Jallow, M. F. A., Cunningham, J. P. and Zalucki, M. P. 2004. Intra-specific variation for host plant use in *Helicoverpa armigera* (Hubner) (Lepidoptera: Noctuidae): implications for management. Crop Protection, 23: 955-964.
- Kholghi Eshkalak, L., Jalali Sendi, J., Karimi Malati, A. and Zibae, A. 2016. Impact of four commercial varieties of citrus on some physiological parameters of citrus butterfly *Papilio demoleus* L. (Lepidoptera). Paper presented to the 22<sup>th</sup> Iranian Plant Protection Congress, Tehran, 27-30 August, 2016.
- Kim, D. S. and Lee, J. H. 2002. Egg and larval survivorship of *Carposina sasakii* (Lepidoptera: Carposinidae) in apple and peach and their effects on adult population dynamics in orchards. Environmental Entomology, 31: 686-692.
- Kocourek, F., Havelka, J., Berankova, J. and Jarosik, V. 1994. Effect of temperature on development rate and intrinsic rate of increase of *Aphis gossypii* reared on greenhouse cucumber. Entomologia Experimentalis et Applicata, 71: 59-64.
- Kumar, S., Saini, R. K. and Ram, P. 2009. Natural mortality of *Helicoverpa armigera* (Hubner) eggs in the cotton ecosystem. Journal of Agricultural Science and Technology, 11: 17-25.
- Larsen, T. B. 1984. The zoogeographical composition and distribution of the Arabian butterflies (Lepidoptera: Rhopalocera). Journal of Biogeography, 11: 119-158.
- Montllor, C. 1991. The influence of plant chemistry on aphid feeding behavior. In: Bernays, E. A. (Ed.), Insect-Plant Interactions. Insect-Plant Interactions. pp. 125-173.
- Morgan, D., Walters, K. F. A. and Aegerter J. N. 2001. Effect of temperature and cultivar on pea aphid, *Acyrtosiphon pisum* (Hemiptera: Aphididae) life history. Bulletin of Entomological Research, 91: 47-52.
- Naseri, B., Fathipour, Y., Moharramipour, S. and Hosseininaveh V. 2009. Life table parameters of the cotton bollworm, *Helicoverpa armigera* (Lepidoptera: Noctuidae) on different soybean cultivars. Journal of Entomology Society of Iran, 29: 25-40.
- Norris, D. M. and Kogan, M. 1980. Biochemical and morphological bases of resistance. In: Maxwell, F. C. and Jennings, P. R. (Eds.), Breeding Plants Resistant to Insects. Wiley. New York, 61 pp.
- Rao, A. R. K., Rajanikumar, T., Devaki, K. and Sarada, G. 2014. Extent of parasitisation of Citrus butterfly, *Papilio demoleus* (Linnaeus) (Lepidoptera: Papilionidae) in sweet orange (*Citrus sinensis* Swingle) and acid lime (*Citrus aurantifolia*) Swingle. Pest Management. In Horticultural Ecosystem, 20: 123-126.
- Ruggle, P. and Gutierrez, A. P. 1995. Use of life tables to assess host plant resistance in

- alfalfa to *Therioaphis trifolii* f. *maculata* (Homoptera: Aphididae): Hypothesis for maintenance of resistance. *Environmental Entomology*, 24: 313-325.
- Rutledge, C. E. and O'Neil, R. J. 2005. *Orius insidiosus* (Say) as a predator of the soybean aphid, *Aphis glycines* Matsumura. *Biological Control*, 33: 56-64.
- Sachan, J. N. 1990. Progress in host-plant resistance work in chickpea and pigeonpea against *Helicoverpa armigera* (Hübner). Proceedings of The First Consultative Group Meeting on The Host Selection Behavior of *Helicoverpa armigera*. Patancheru, Andhra Pradesh, India, 22 pp.
- Saeed, S. Sayyed, A. H. and Ahmad, I. 2009. Effect of host plants on life-history traits of *Spodoptera exigua* (Lepidoptera: Noctuidae). *Journal of Pest Science*, 83: 165-172.
- Sarfraz, M., Dossall, L. M. and Keddie, B. A. 2006. Diamondback moth-host plant interactions: implications for pest management. *Crop Protection*, 25: 625-636.
- Sarfraz, M., Dossall, L. M. and Keddie, B. A. 2007. Resistance of some cultivated Brassicaceae to infestations by *Plutella xylostella* (Lepidoptera: Plutellidae). *Journal of Economical Entomology*, 100: 215-224.
- Schoonhoven, L. M., Vanloon, J. J. A. and Dicke, M. 2005. *Insect-Plant Biology*. Oxford University Press, Oxford, UK.
- Simpson, S. J. and Simpson, C. L. 1990. The mechanism of nutritional compensation by phytophagous insects. In: Bernays, E. A. (Ed.), *Focus on Plant-Insect Interactions*. CRC Press, Boca Raton, Florida, USA, 160 pp.
- Slansky, F. and Feeney, P. 1977. Stabilization of the rate of nitrogen accumulation by larvae of the cabbage butterfly on wild and cultivated food plants. *Ecological Monographs*, 47: 209-228.
- Slansky, F. and Scriber, J. M. 1985. Food consumption and utilization. In: Kerkut, G. A. and Gilbert, L. I. (Eds.), *Comprehensive Insect Physiology, Biochemistry, and Pharmacology*, Volume IV, Pergamon Press, Oxford, UK., pp. 87-163.
- Southwood, T. R. E. 1966. *Ecological Methods with Particular Reference to the Study of Insect Populations*. Methuen, London.
- Southwood, T. R. E. and Henderson, P. A. 2000. *Ecological Methods*. Third ed. Blackwell Science, Oxford.
- Taghizadeh, R., Fathipour, Y. and Kamali, K. 2008. Influence of temperature on life table parameters of *Stethorus gilvifrons* (Mulsant) (Coleoptera: Coccinellidae) fed on *Tetranychus urticae* Koch. *Journal of Applied Entomology*, 132: 638-645.
- Verkerk, R. H. J. and Wright, D. J. 1996. Multitrophic interactions and management of the diamondback moth: a review. *Bulletin of Entomological Research*, 86: 205-216.
- Wilson, F. and Huffaker, C. B. 1976. The physiology, scope and importance of biological control. In: Huffaker, C. H. and Messenger, P. S. (Eds.), *Theory and Practice of Biological Control*. Academic Press, New York, pp. 3-15.
- Yasar, B. and Gungor, M. A. 2005. Determination of life table and biology of Colorado potato beetle, *Leptinotarsa decemlineata* (Say) (Coleoptera: Chrysomelidae), feeding on five different potato varieties in Turkey. *Applied Entomology and Zoology*, 40: 589-596.

## تأثیر میزبان‌های مختلف مرکبات بر پارامترهای جدول زندگی پروانه‌ی برگ‌خوار مرکبات *Papilio demoleus* (Lepidoptera: Papilionidae)

لیلا خلقی اشکلک، جلال جلالی سندی\*، آزاده کریمی ملاطی و آرش زیبایی

گروه گیاه‌پزشکی، دانشکده کشاورزی، دانشگاه گیلان، رشت، ایران.

\* پست الکترونیکی نویسنده مسئول مکاتبه: jjalali@guilan.ac.ir

دریافت: ۲۵ خرداد ۱۳۹۶؛ پذیرش: ۱۵ مرداد ۱۳۹۶

**چکیده:** پروانه‌ی برگ‌خوار مرکبات *Papilio demoleus* L. یکی از آفات مهم مرکبات در بسیاری از نقاط جهان می‌باشد. در این پژوهش تأثیر چهار رقم تجاری مرکبات شامل گونه‌ی پرتقال (رقم پرتقال تاراگو و والنسیا)، لیموترش (رقم اورکا) و گریپ‌فروت (رقم شامبرگ) بر پارامترهای جدول زندگی و پارامترهای زیستی *P. demoleus* در شرایط دمایی  $1 \pm 24$  درجه‌ی سلیسیوس، رطوبت نسبی  $5 \pm 75$  درصد و دوره‌ی نوری ۱۶ ساعت روشنایی و ۸ ساعت تاریکی مورد مطالعه قرار گرفت. نتایج نشان داد که ارقام مختلف مرکبات بر طول دوره‌ی مراحل رشدی تأثیر معنی‌داری داشتند بیش‌ترین کل دوره‌ی رشد مراحل نابالغ ( $0.39 \pm 12/3$  روز) روی رقم تاراگو مشاهده شد. تفاوت پارامترهای جدول زندگی پروانه برگ‌خوار مرکبات روی رقم‌های مختلف مرکبات معنی‌دار بود. بیش‌ترین و کم‌ترین نرخ متنهایی افزایش جمعیت  $0.042 \pm 1/10$  و  $0.12 \pm 1/12$  به ترتیب روی ارقام تاراگو و والنسیا مشاهده شد و بیش‌ترین مقدار نرخ خالص تولیدمثل ( $R_0$ )  $11/0.24 \pm 71/12$  روی رقم تاراگو به دست آمد. هم‌چنین بیش‌ترین نرخ ذاتی افزایش جمعیت ( $r$ )  $0.038 \pm 0/0.99$  بود که روی رقم تاراگو به دست آمد و کم‌ترین مقدار آن  $0.12 \pm 0/0.11$  (روز) مربوط به رقم والنسیا بود. کوتاه‌ترین مدت زمان یک نسل ( $T$ ) روی ارقام تاراگو و والنسیا مشاهده شد. نتایج به دست آمده از این پژوهش نشان می‌دهد که رقم تاراگو میزبان حساسی برای پروانه برگ‌خوار مرکبات می‌باشد. نتایج این پژوهش و مطالعات مشابه در آینده روی میزبان‌های دیگر می‌تواند به عنوان پایه ای برای پیدا کردن میزبان‌های مقاوم در مدیریت این آفت در نظر گرفته شود.

**واژگان کلیدی:** برگ‌خوار مرکبات، *Papilio demoleus*، جدول زندگی، پارامترهای رشد جمعیت، مرکبات